




Patterns

Primary 1

Week 4 News






This week we have looked at some more animal patterns. We looked at some different bugs and their patterns.



As part of our math's learning we have been practising our shapes again. We made some shape caterpillars. The caterpillars had to be made of their favourite shapes. Some caterpillar only liked shapes with 4 corners and some only liked shapes that had curved sides!!





Then we went on to look at butterflies. They have symmetrical wings- the wings have to be the same on both sides. We learnt how to check and make some symmetrical patterns on butterflies.






We painted our own butterflies using our hands, we painted one hand and then squished our hands together to make 2 the same . Then we printed our hands onto the paper.




Once dry we added some glitter, this had to be the same on both sides too. We then wrote a little caption about our butterflies.






Some children took the symmetry learning to the building corners and built some models that looked symmetrical. What great independent learning!






We also listened to the story of Elmer this week. Elmer was a patchwork elephant but Elmer didn't like being different. But he soon learnt that it is ok to be different.



Then we worked together to make a Primary 1 Elmer. We used skin colour, eye colour, hair, colour and favourite colours. We could see lots of difference and similarities.



We made our own patterned Elmers by weaving some coloured paper in and out in and out. We all knew how to make sure it was a repeating pattern.





Here are some
of our own
learning
choices this
week.

