

Phonics

Week 2 Phonics

Phase 3

Ai ee oo OO

Week 2 Phonics

ai ee oo OO

Please use the following slides to support and reinforce the phonics we have been doing in school. Your child should be familiar with the activities and if you have any questions please don't hesitate to email me.

Phase 3 looks at digraphs- where 2 letters make 1 single sound. Digraphs are marked by a line to encourage the children to remember that only one sound is being represented.

This week also includes a digraph that can be pronounced with a short or long sound- oo; as in book and zoo

Please remember children progress at different rates and your child may not be confident with all the activities.


Quick and short regular practise can help your child rehearse their developing skills.

Can you find the digraphs and say what sound they make?

ai	oo
ee	ai
oo	oo
ai	ee

Can you write the letters and say the sound they make?


ai ee oo



ai ee

Can you write the letters and say the sound they make?

ee ai oo



Can you find the diagraphs? Is the sound at the beginning, middle or end?


ai ee oo OO




rain



feet



sail



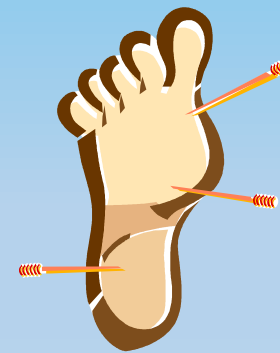
ZOO



week



food



foot



book

Can you blend the sounds together to make a word?

ai ee oo OO

pain

seed

boot

book

Can you use the diagraphs to spell the words
ai ee oo OO



r _ n



z _



f _ t



b _ k