

Phonics

Week 4 Phonics

Phase 3

ar or ur er

Week 3 Phonics

ar er ur or

Please use the following slides to support and reinforce the phonics we have been doing in school. Your child should be familiar with the activities and if you have any questions please don't hesitate to email me.

Phase 3 looks at digraphs- where 2 letters make 1 single sound. Digraphs are marked by a line to encourage the children to remember that only one sound is being represented.

Please remember children progress at different rates and your child may not be confident with all the activities.


Quick and short regular practise can help your child rehearse their developing skills.

Can you find the digraphs and say what sound they make?

ar	er
ur	ar
er	or
or	ur

Can you write the letters and say the sound they make?


ar or ur er



ar or

Can you write the letters and say the sound they make?

ar er or ur



er ur

Can you find the diagraphs? Is the sound at the beginning, middle or end?


ar ur er or



car



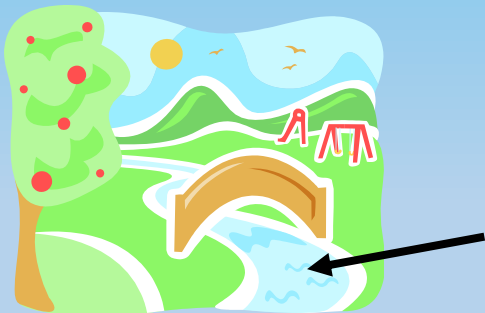
fork



turn



corn




river



park



surf



ladder

Can you blend the sounds together to make a word?

ar ur er or

barn

horn

river

burn

Can you use the diagraphs to spell the words
ar ur or er



c _ _ n



p _ _ k



t _ _ n



riv _ _