

Phonics

Week 3 Phonics

Phase 3

ow oi oa igh

Week 4 Phonics

ow oi oa igh

Please use the following slides to support and reinforce the phonics we have been doing in school. Your child should be familiar with the activities and if you have any questions please don't hesitate to email me.

Phase 3 looks at digraphs- where 2 letters make 1 single sound. Digraphs are marked by a line to encourage the children to remember that only one sound is being represented.

This week also includes a trigraph where 3 letters represent 1 sound-igh

Please remember children progress at different rates and your child may not be confident with all the activities.


Quick and short regular practice can help your child rehearse their developing skills.

Can you find the digraphs and say what sound they make?

ow	igh
oi	ow
igh	oa
oa	oi

Can you write the letters and say the sound they make?


ow oi oa igh



o w o i

Can you write the letters and say the sound they make?

ee ai oo



oo aigh

Can you find the diagraphs? Is the sound at the beginning, middle or end?

oi ow igh oa



light




owl




coins




goat




soap



night



boil



cow

Can you blend the sounds together to make a word?

ow oi igh oa

soil

boat


fight

cow

Can you use the diagraphs to spell the words
igh ow oi oa




g _ t



c _



c _ ns



n _ t