

# Phonics

Week 7 Phonics

y z zz q

# Week 7 Phonics

y z zz q

Please use the following slides to support and reinforce the phonics we have been doing in school. Your child should be familiar with the activities and if you have any questions please don't hesitate to email me.

This week includes **zz** where two letters make 1 sound and we use a line instead of a button to support the children's reading. Please note however this digraph does not come at the start of a words but is common at the end of a word e.g. buzz. It is also worth nothing that when teaching q the children will be shown **qu** as most words which have this initial sounds following this spelling pattern.




Please remember children progress at different rates and your child may not be confident with all the activities. It is important that you child can hear the sound in at a word especially at the start of a word e.g. z in zip. Following this practise recognising the letter shape and the sound associated with it and how to write it. Finally help your child develop some word awareness-identify the letters and help them to blend the sounds and hear and understand what the word says. Lots of children still need support with this so it is good to model the reading of the work using the sound buttons and get them to blend it.

Quick and short regular practice can help your child rehearse their developing skills.

The very last activity includes sounds from the previous week.

Can you find the things that start with these sounds?

y z qu




Can you find the letters and say what sound they make?

y z zz qu

y	z	q	Z	zz
z	y	y	q	y
Z	z	x	Y	z
y	Q	y	q	y

Can you write the letters and say the sound they make?

y z zz qu



y z z q

Can you blend the sounds together to make a word?

y z zz qu

yet

zip

yum

buzz