

Houses and Homes

Week 4 News

Nursery and Primary 1





This week has been all about animal homes and we love learning about animals! We have looked at some books and talked about what we know. There is always so much to learn that we might have to find out about some more animal homes next week.


This is the start of what we have been finding out and we will go for a 'house hunt' around school next week to see if we can see any animals living near the school.

I wonder if there are animals living near you?

Look..I can see
something..I
wonder what it
is?





I can see you!
You look
really BIG!



An exciting new learning table
in our class. It's green and
brown, it had leaves and
sticks and what is that hiding
by a rock? The bug garden
was a busy place full of lovely
talk this week. Then we read
a page in an information book
that showed us where ants
live.

Created by Karen Howard 2014





Another learning table had some new building blocks on and before you knew it the bugs had escaped the garden and were sitting on this table. Karen wondered if it was because they wanted a new house. This sounded like a challenge and soon a lot of building and testing and changing and checking was going on.



Is it big enough-
will the
bug fit in?



We can just
leave a
hole to be
like a door



We looked at some dens and warrens in the animal information book.

There was also a page about a weaver bird, they build nests to live in. Karen had found an old nest that had fallen from a tree so we got to see a real nest up close and touch it. We then worked together and helped each other to build our own nests. We needed a bit of help so we used glue to keep our nest together.





We cut it-not too long and not too short. Then we dipped it in some watery glue and placed on a balloon.


We used wool and string to be the different grass and straw and twigs that a bird might use.



We had to make sure the holes weren't too big, otherwise the bird and eggs would fall right through! Now it has to dry.



Karen peeled the popped balloon away and we were left with our very own nest. We were very pleased with it.




Now the exciting (maybe a little scary for some) part. We had to pop the balloon!!! Some went hiss, some went pop-it was quite exciting and everyone wanted to watch!



This was also a great chance for Primary 1 to practise their phonics. A label would tell people what we had made.

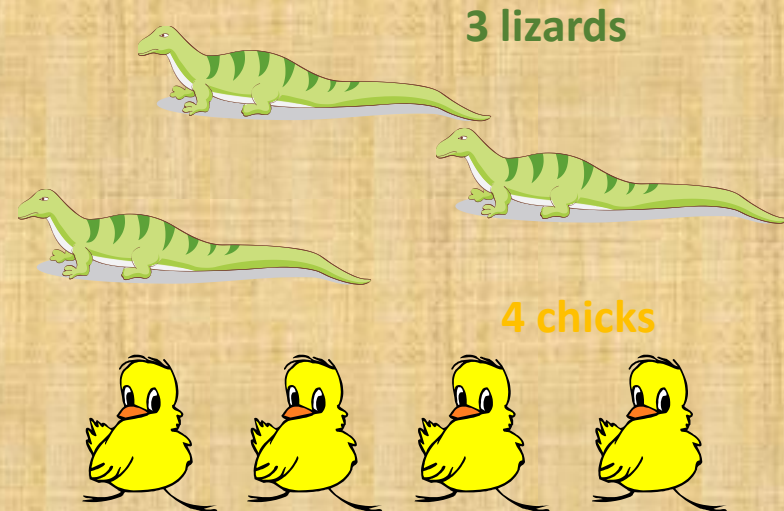
We have also been practising our number skills this week. We have been counting different animals. We listened to some animal stories and put the animals in the right place. Then we worked out how many altogether- you have to add all the animals together to find how many in total.



There were 3 naughty lizards jumping in the mud and 2 sleepy lizards hiding in the grass. They all ran off to splash in the lake. Oh look there are.....lizards in the lake. Here comes mummy lizard..."time for tea little lizards" and they all went home.



We also looked at a funny animal book and we used our fingers, objects and the pictures to find out how many altogether.



How many altogether?



Things we have
chosen in our
own learning
time-

