


Treasure Week 2

Nursery and Primary 1 News





Finding out Fred



We also played and worked in the sand tray. We found out different ways to collect and sort the treasure. Some of us thought of our own ways to sort the treasure.






Fat shapes and flat shapes

Blue treasure and gold treasure




Things that stick to a magnet and things that don't.





This week we have been thinking about treasure. Pirates would take gold and money but treasure can be anything as long as it is special to you. We brought in our own special treasures from home and showed them to our friends.





Do you have a special treasure?

What is it?

Why is it special?

1.



2.



3.



4.



We also made some Pirate swords this week. We practised thinking of and saying the instructions that were needed. Primary 1 then wrote the instructions down using their phonic skills. Why don't you see if we can remember the instructions.

We have also been counting treasure this week. We played a game to see how many coins you could pick up in one hand. We learnt about the word estimate- or having a good guess. We guessed how many coins people could pick up and then we counted to check. Some of us thought about how big the hand was or how many coins were left in the bowl.





Communicating



How many coins can you pick up?

Who picked up the most?

Who picked up the least?



The making table has been busy this week. It had sandy coloured playdough, spades, jewels and treasure chests on it. We played games where we hid the treasure and then dug it out again and of course made cakes and cookies from it!





There was also an instruction table out this week. We could follow the instructions and make lots of pirate things- a parrot, a flag or a precious crown for the treasure chest.



1. Draw it



2. Cut it





Here are some other places that we have chosen to learn in this week.

