

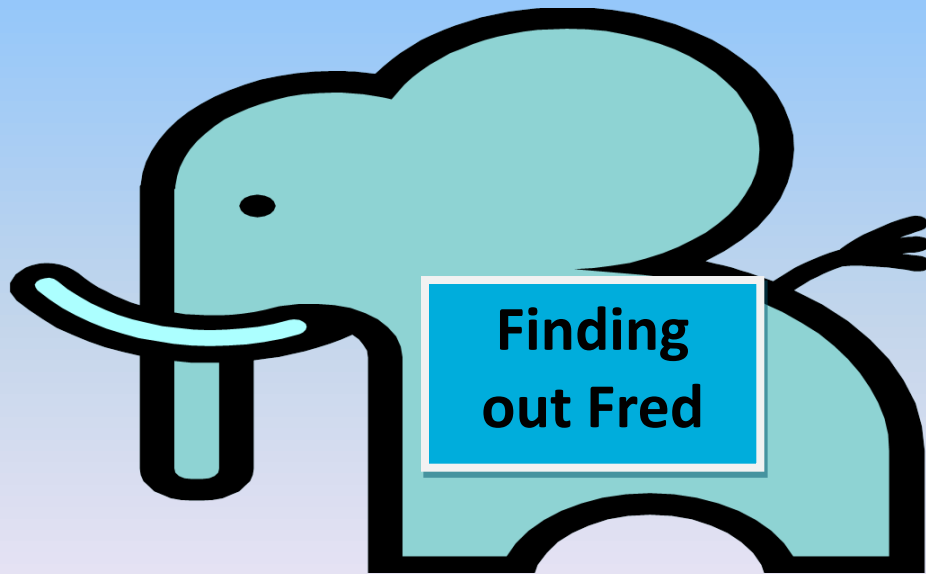
Nursery and Primary 1  
'Clothes'

Week 5

It has been another busy week here in Nursery and Primary 1. We have been rehearsing hard for the school show and on Wednesday night we performed our song and dance to a very big audience. On a personal note I would like to say how proud I am of the children. They have behaved beautifully, listened carefully and been very patient- Well done everyone.



Even with lots of rehearsing and a busy week with lots going on we have still found time to be 'Finding out Freds'. We have found out lots this week and in lots of different ways.






The exploring table was very busy this week- it had lots of objects and some scales that went up and down. Lots of us liked filling up the tubs and had races to see who could get their tub to touch the table.

We then learnt how to compare and make the race fair. We learnt that if it touched the floor it was heavy. We tried choosing 1 tray of objects to test against another tray. Which would make the tub touch the floor? Could we guess which one? Did it matter how many went in? Could we find something else to use?



During mat time we thought about our story 'The Elves and the Shoemaker'. We listened to a small bit of the story and had to remember who said it. We talked about why they said it and who had said it and why.





We became helpful elves again and helped to finish some shoes. We had to find out what they looked like and how to make them both the same. We looked at colours, shapes and patterns.



We have been practicing our counting skills and have had races to make some crazy shoes- shiny shoes, dinosaur shoes, Disney shoes and wobbly eye shoes! We had 1 minute to make each shoe and then we counted to see who had the most. Some of us looked at how many more we got or didn't get.

I have the most!

I have 1 more



We spotted this tree being put up. Some of us recognised it as a Christmas tree. Some people celebrate Christmas and decorate a tree in December. So Chinonso said we should help and so off we went to the making table! Karen showed us how make paper chains.



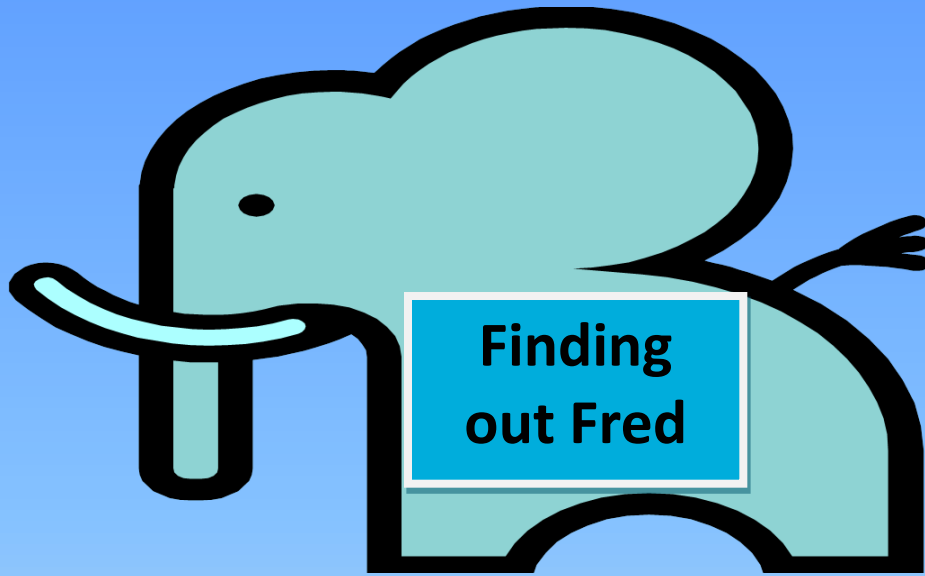


We used lots of different tools like tape and scissors, pens and glue.

We had to work together and help each other out. We watched carefully and some of us by the end could do it on our own.

This really helped with the personal learning goals.





Special Delivery from St Nicholas!!!  
The children from Dutch class  
shared a very special parcel with  
us..”What is inside? Lets find out!”





They are different shapes- circles, squares and rectangles and funny shapes!

We found lots of yummy looking food! We talked about what we could see and smell. We sorted it out into groups and then we shared it out. The we got to taste it...yum yum!!!



They are different colours- gold and silver and gold.



We looked at something else- it had a picture, it was brown, it looks like bread, it smells funny but oh dear not enough of this for everyone!!



Break it in half

And again.