





Nursery and Primary 1 'Clothes'

Week 4





The week started with a new delivery to the clothes shop! We looked very carefully and soon worked out it was something that could measure your feet. Lots of us wanted to have a go and a few days later some shoes got delivered. Once again the shop got very busy and lots of customers came to get measured and to buy shoes.



"I need some clothes for a party, what do you have?"

"Lets all go to the party, these African clothes will be good"

"Shoes!!!...Shoes!!
Look at the cowboy boots and the pretty red ones"





We also learnt about length this week. We had to use words like longer, shorter, the same, longest and shortest. We looked at how long our feet were and ordered them and then we worked in small groups to measure and compare feet. Some of us used the bears to see how long they were. This meant we could say "My feet are 6 bears long".






During our outside time some of us were using the chalk. Then we started to use it to draw lines and before long we were trying to see who could draw the longest line. Karen counted how many footsteps it was along the line.....






When we came in we looked to see if we could measure using our feet... How big was the carpet? We had to make sure we put one foot in front of the other and no gaps allowed! We looked at what happened if we measured with Karen's feet and then with Kevin's feet.

We read the story of the 'Elves and the Shoemaker'. We talked about the story and how kind the elves were and then how the shoemaker was kind in return.



We looked at how the Elves and the Shoemaker cut the shoes and stitched the shoes and all the different tools they used. We then made our own shoes. We had to use some different tools too.





In, out, in out with the
needle and thread.



Snip, snip snap with the
scissors



Glue and stick, press
and hold with the tape
and glue.





We also tried the tip, tap tapping with the hammer and nails. We even told the story again as we were working.



Karen showed us how to sort our shoes and we had to guess what the groups were and what was the same and different. It was quite tricky and we really had to look carefully, we learnt lots of new words too! We then got some more shoes and decided what group they belonged in.



Shoes with spots and holes and those without.

How the shoes went on your feet-zips, slip on, laces, velcro and buckles.

What colour the shoes were.

Maybe you can play a sorting game at home with us..why don't you ask us to sort our socks or shoes by size, colour, type or maybe what it is made out of.



As always we also love to chose our own ways and places to learn. The water tray has been popular this week, the writing table has been busy and as always the animals take pride of place in the building corner.



HAPPY BIRTHDAY



Happy Birthday from all your friends at Ecole Yenzi